

The background of the entire page is a light blue color with a repeating pattern of various dental orthodontic components in a darker blue line-art style. These components include different types of brackets (single and double), screws, and rings. The pattern is scattered across the entire surface.

AIRWAY

A PRODUCT BY **ODL**

At the bottom of the page, there are two close-up photographs of dental models (upper and lower arches). Each model has a metal orthodontic bracket attached to a tooth. The brackets are silver-colored and have a blue square marker on them. The models are positioned on either side of a dark blue horizontal band.

**AIRWAY GUIDE —
CUSTOM TAD & MARPE SOLUTIONS**

AIRWAY

A PRODUCT BY ODL



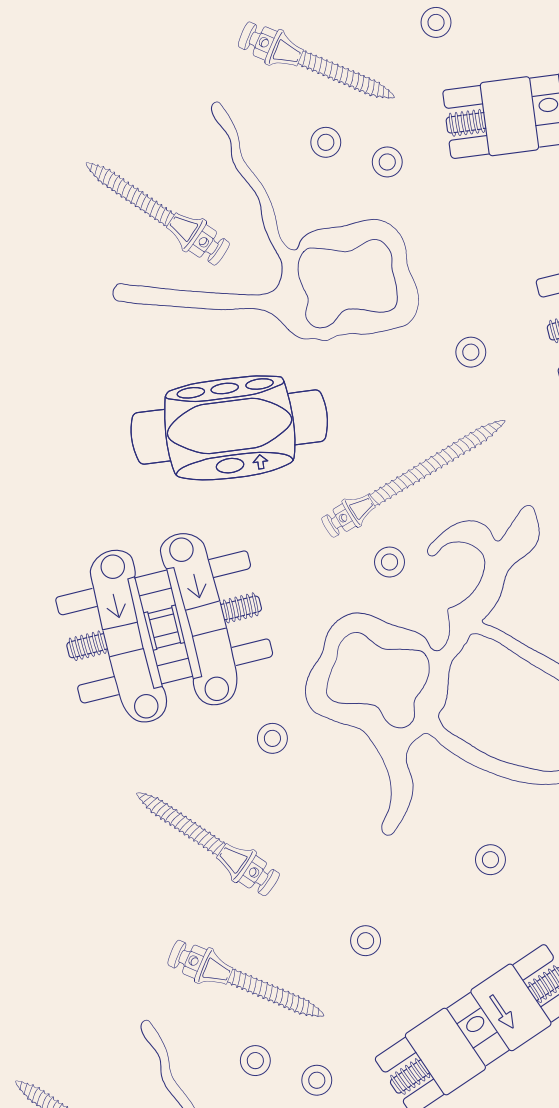
ER. SLEEP BETTER. FEEL BETTER. LOOK BETTER. BREATHE BETTER. SLEEP BETTER. FE

ODL AIRWAY MARPE SOLUTIONS

Expand Possibilities. Transform Outcomes.

Why Marpe?

MARPE (Miniscrew-Assisted Rapid Palatal Expansion) is revolutionizing orthodontics by providing skeletal expansion with minimal dental side effects. At ODL, we take MARPE further with fully customizable solutions that empower orthodontists to enhance patient airway health, correct skeletal deficiencies, and improve long-term stability.



Why Choose ODL for Your MARPE Cases?

PRECISION ENGINEERING

Our MARPE appliances are crafted for optimal fit and functionality, using the highest quality materials and digital workflows.

CUSTOM TREATMENT PLANS

Tailored designs for each case, ensuring the right expansion approach for every patient.



EXPERT GUIDANCE

Access to our Clinical Sales Director, **TJ Wright**, and world-renowned MARPE expert, **Dr. Claudia Pinter**, for case reviews and training.



SEAMLESS CASE SUBMISSION

Easy digital workflow with CBCT integration and rapid turnarounds.

ALL-INCLUSIVE PRICING

No hidden fees. Everything from digital planning to appliance fabrication is included in our transparent pricing structure.

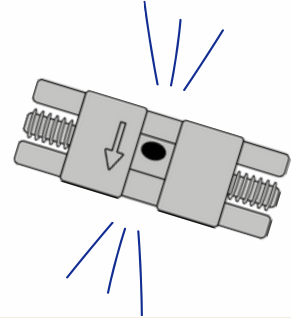


Our Marpe Solutions

1

CUSTOM LEONE MARPE

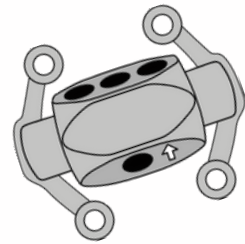
A hybrid option best suited for teen and young adult patients, offering controlled skeletal expansion with minimal adjustments.



2

CUSTOM POWER SCREW MARPE

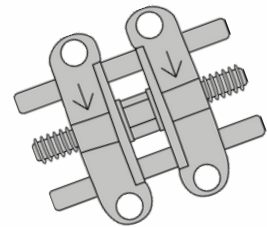
Equipped with the high-torque Tiger Dental Power Screw, this MARPE is ideal for cases with dense bone and complex skeletal needs.



3

MSE (MAXILLARY SKELETAL EXPANDER)

Designed for maximum skeletal impact, the MSE is ideal for high-stability cases requiring significant expansion.



4

AIRWAY ALIGNMENT SOLUTION

Combining MARPE with Vivid aligners to maintain arch stability post-expansion and prevent diastema relapse.



Every product is designed for adaptability, precision, and superior clinical outcomes!

YOUR APPROACH

TAD-First, TAD-Last, or Hybrid?

We offer flexible workflows to fit your clinical preference:

TAD-FIRST

Ensures maximum precision using a surgical guide for pre-placed TADs.



TAD-LAST

A fast, single-visit option with direct appliance insertion.

HYBRID

TADs are placed first via surgical guide, and the appliance is delivered the same day, ensuring efficiency with minimal adjustments.




Setup a consultation to find out which approach is best for you!



How To Get Started

- 1 SCHEDULE A CLINICAL CONSULTATION –**
Let's set your account up for success.
- 2 SUBMIT YOUR CASE –**
Upload CBCT, STL files, and prescription through our portal.
- 3 APPROVE YOUR DIGITAL WORKUP –**
Ensure all specifications align with your treatment plan before fabrication.
- 4 RECEIVE & DELIVER THE APPLIANCE –**
Standard turnaround of 8 business days.
- 5 MONITOR & ADJUST AS NEEDED –**
Expert support available throughout the treatment process.



Limited Onboarding for New Doctors

We are currently accepting a select number of new doctors for our MARPE program. Secure your spot today and elevate your treatment outcomes with ODL.



INQUIRE NOW



ONLY 10 SPOTS PER QUARTER!

ODLORTHO.COM/AIRWAY

